

DEEPER FIX IP44

30-Nov.-2016

1.0 LED

LED 7/10W | 350-500mA | 18Vf | COB 3-step | excl. power supply

CE IP44 0.3m P

white texture 152261W_
black texture 152261B_

LIGHT COLOUR

2700K | >90CRI | 420-590lm 3
3000K | >90CRI | 470-640lm 5
1800K-2850K | >90CRI | 320-440lm 9

ALWAYS USE
for power supplies see our catalogue

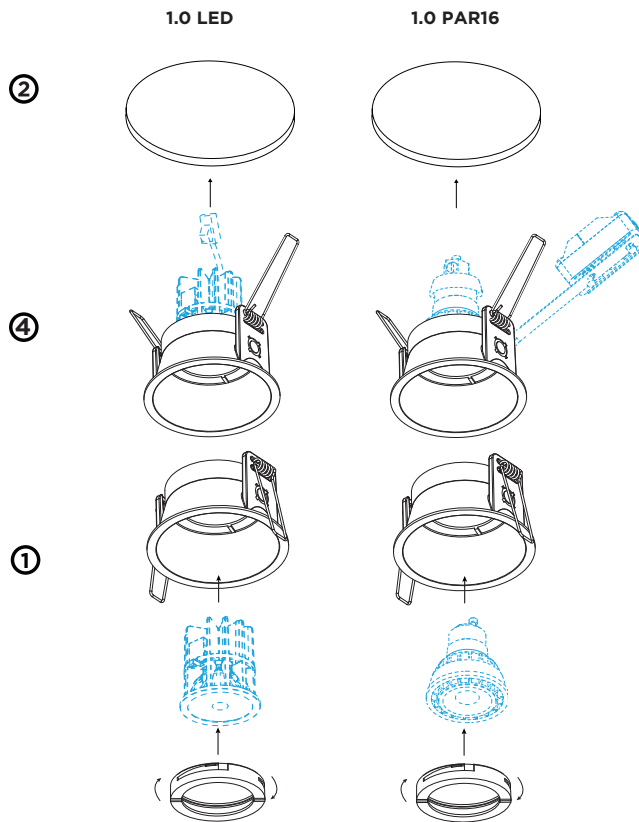
1.0 PAR16

Max. 35W | GU10 | 100-240VAC | 50-60Hz

CE IP44 0.3m P

OPTIONAL: PAR16 LED GU10 6W | phase-cut dim : 2700K 390lm | 3000K 410lm
PAR16 LED GU10 7W ambient white dim : 1800-2850K

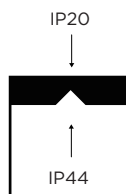
white texture 152220W0
black texture 152220B0



②

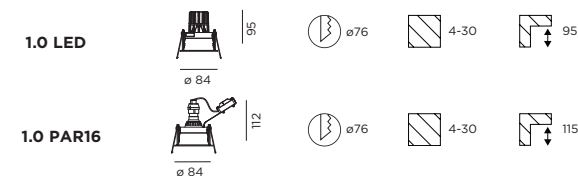
④

①



IP RATING when installed.
(Fixture is IP20 for the recessed part & IP44 at the visible side)

DIMENSIONS



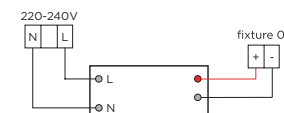
MOUNTING INSTRUCTION

- Put the illuminant in the assembled cover.
- Make a hole in the ceiling according to the prescribed dimensions.

③ POWER CONNECTION

SERIAL CONNECTION - for LED

Always use POWER SUPPLY
according to the specifications of the LED-module



PARALLEL CONNECTION - for PAR16



- Turn the springs and insert the fixture in the ceiling hole



FOR HALOGEN LAMPS:

- The mounting height for the luminaire should be more than 2.5m.
- luminaires not suitable for covering with thermally insulating material.
- luminaires not suitable for direct mounting on normally flammable surfaces (suitable only for mounting on noncombustiblesurfaces)



PB19-010-459-00



WEVER & DUCRÉ
LIGHTING

www.weverducre.com

Wever & Ducre bvba Kwadestraat 153 bus 2.1 8800 Roeselare

**INSTALLATION
INSTRUCTIONS**