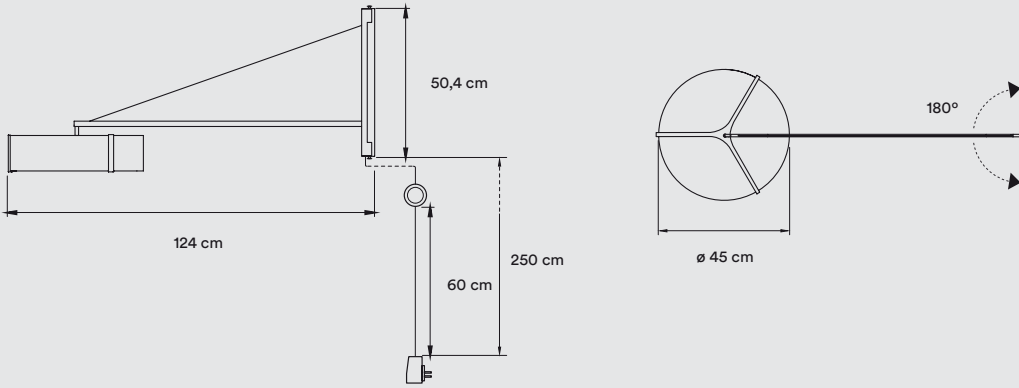


SWING MECHANISM



REF.

- THES A BK LED DIM
- THES A IV LED DIM
- THES A NI LED DIM
- THES A GD LED DIM

LIGHT SOURCE

Class II  

230V Dimmable

Driver:  
Constant Voltage 24V

LED Integrated:  
Led module  
Energy class A\*

3.000K, CRI>90, 25W, 50-60Hz, 1084 lm\*  
Available in 2.700K and 4.000K on request

\*Measurements obtained by theoretical calculations at LZf using ivory white shades. Veneer Ref: 20 Ivory White.

PACKAGING

Box Size: 119 × 67 × 22 cm

Box Volume: 0,18 m<sup>3</sup>

Weight: Gross - 9,6 Kg | Net - 2,8 Kg

MATERIALS & COMPONENTS

Wood Veneer Shade





Optional Acrylic Diffuser

Metal Tripod & Structure





Black Electrical cable with Dimming Switch: 250 cm

FINISHES

WOOD VENEER

-  20 Ivory White
-  22 Natural Beech
-  21 Natural Cherry
-  29 Grey

METAL

-  BK-Matt Black
-  NI-Matt Nickel
-  IV-Matt Ivory
-  GD-Gold