

FLOS

03.8132.FU Smoked Glass

Suspension Glass Downlight 110 Black Rod 100 mm On Board Dimmer

Designed by Vincent Van Duysen, 2017

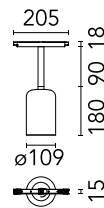


LED - LED array - 13.5W - 510lm - 3000K - CRI> 90 - Beam° 47

Suspended luminaire with rigid rod and blown glass in several finishes to be installed in the Infra-Structure system.

Are you a professional and your project needs consulting and support?

[BOOK AN APPOINTMENT](#)



Main specifications

Mounting	Track
Environments	Indoor dry location
Light Source Type	LED
LED type	LED array
Lamp category	LED
Iicos	No
Bulb finish	Clear
Number of heads	1
Power (W)	13.5
System power (W)	14
Source flux (lm)	1371
System flux (lm)	510
Efficacy (lm/W)	36.43

Physical

Colour	Smoked Glass
Trim	No
Orientation	Fixed
Length (mm)	205
Net weight (kg)	0.98
IP internal	20
IP external	20

Download

Mounting instructions [↓ PDF](#)

Photometric Files

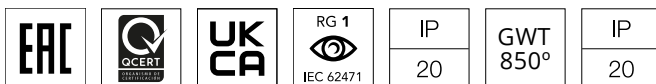
LDT / IES [↓ ZIP](#)

Technical Drawings

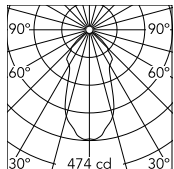
2D [↓ ZIP](#)

3D [↓ ZIP](#)

[Bim](#) [↓ ZIP](#)



Schematic light drawing



Beam Angle: 47°

h(m)	E(lx)	D(m)
1	474	0.86
2	119	1.72
3	53	2.58
4	30	3.45
5	19	4.31

Luminous flux Luminaire
510 lm

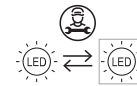
Photometric

Lighting type	Direct
Light distribution	Symmetric
CCT (K)	3000
CRI>	90
McAdam steps (SDCM)	2
LED Life / Failure Ratio	L80B50
Beam angle C0-180 (°)	47
Beam angle C90-270 (°)	47

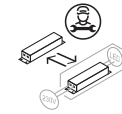
Electrical

Insulation class	III
Forward voltage (V)	48
LED voltage Vf (Vdc)	48
Driver	Remote excluded
Dimmable	Yes
Dimming type	Dimmer on board
Dimming interface	Dimmer Integrated
Emergency type	No

Ecodesign and Energy Labelling



Replaceable (LED only)
light source by a
professional



Replaceable control
gear by a professional