

HEXO SUSPENDED

13-Sep.-2018

2.0 | 3.0 LED

LED 8W | 220-240VAC | 50-60Hz | COB 3-step | incl. PS | phase-cut dim

CE IP20 0,3m 36°

2.0	
200mm	
gold	207364G_
bronze	207364Q_
copper	207364P_
black texture	207364B_

3.0	
300mm	
gold	207464G_
bronze	207464Q_
copper	207464P_
black texture	207464B_

LIGHT COLOUR

2700K >90CRI 420lm	3
3000K >90CRI 440lm	5
1800-2850K >95CRI 360lm	9

2.0 | 3.0 PAR16

max. 35W | GU10 | 100-240VAC | 50-60Hz

CE IP20 0,9m

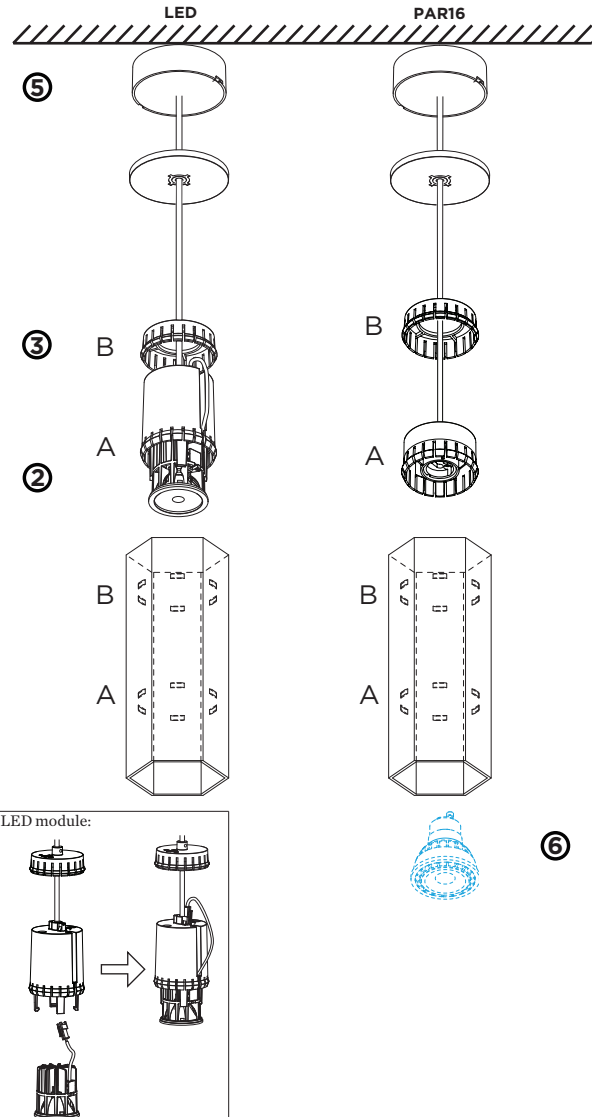
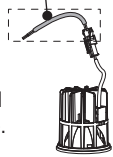
2.0	
200mm	
gold	207320G0
bronze	207320Q0
copper	207320P0
black texture	207320B0

3.0	
300mm	
gold	207420G0
bronze	207420Q0
copper	207420P0
black texture	207420B0

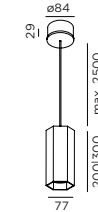
OPTIONAL
for PAR16 lamps see our catalogue

* For this product, the cable with a plug that comes with the LED module is not needed. Please remove it first and then use the LED module.

not needed (this notification refers to the part of the cable)



DIMENSIONS

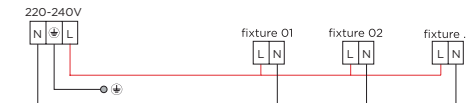


MOUNTING INSTRUCTION

- ONLY FOR LED: mount the LED module into the suspension set.
- Insert part A until it clicks in the lower part of the cover
- Insert part B until it clicks in the higher part of the cover
- POWER CONNECTION**

Connect wiring to the power supply (for LED) or to terminal block (for PAR16)

PARALLEL CONNECTION



- Mount the ceiling base on the ceiling
(You have to turn the cover counterclockwise a quarter in order to loosen it from the ceiling base and mounting back on is by turning clockwise.)
- ONLY FOR PAR16
Insert the lamp

