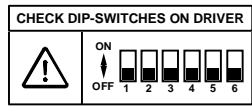


Marcel 1xLED GE

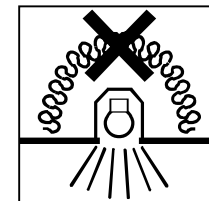
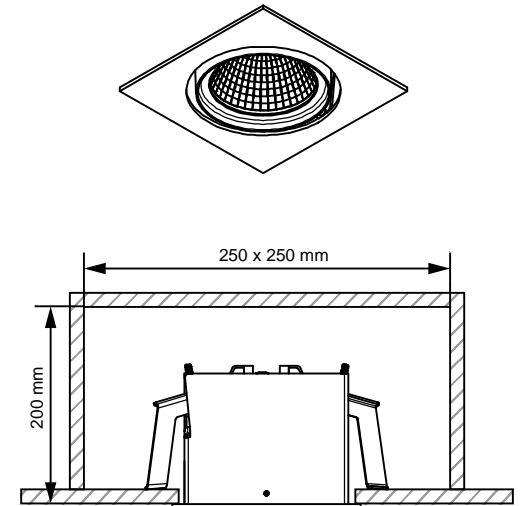
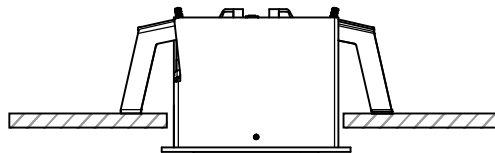
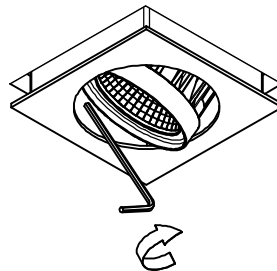
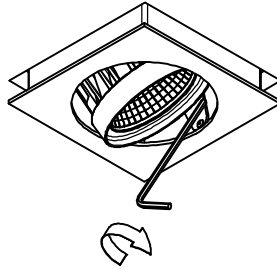
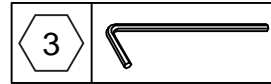
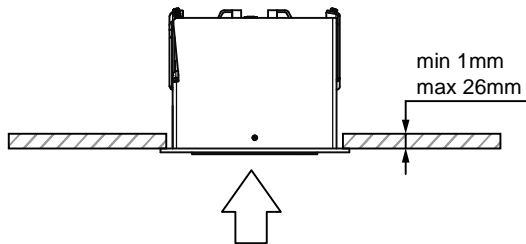
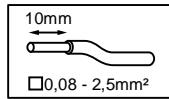
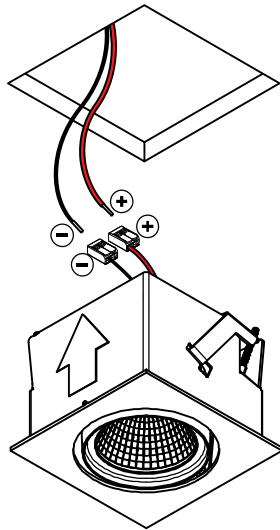
140910XX_140911XX_140912XX_140913XX_140914XX_140915XX



Drive Current (mA)	Forward Voltage		Power (W)
	min (Vf)	max (Vf)	
350	30,9	35,7	11,7
500	31,9	36,8	17,2
600	32,5	37,5	21,0
700	33,2	38,3	25,0

For serial connection, respect polarity!

⊕ RED ⊖ BLACK



PREVENTING ELECTROSTATIC DAMAGE

A discharge of static electricity may damage sensitive components. Always be properly grounded when touching leads or circuitry inside the luminaire. Use a wrist strap connected by a ground cord to the housing. Avoid touching the light sources with bare hands.

Install luminaire out of reach.

The light source contained in this luminaire shall only be replaced by the manufacturer or his service agent or a similar qualified person.

CAN BE USED WITH
Drivers:
see driver matrix - latest version on website
www.supermodular.com or check sales contact

