

# FLOS

03.4170.GL Gold

## Easy Kap Ø 80 Adjustable Optic Spot

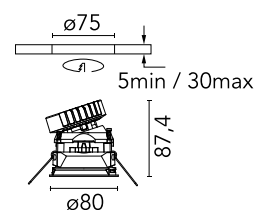
Designed by FLOS Architectural, 2016



Recessed luminaire with LED light source. Power supply not included. Installation frame not necessary.

Are you a professional and your project needs consulting and support?

[BOOK AN APPOINTMENT](#)



### Main specifications

Mounting	Ceiling recessed
Environments	Indoor dry location
Light Source Type	LED
LED type	LED array
Lamp category	LED
Iicos	No
Bulb finish	Clear
Number of heads	1
Power (W)	9.2
System power (W)	9.2
Source flux (lm)	956
System flux (lm)	722
Efficacy (lm/W)	78


### Physical

Colour	Gold
Trim	Yes
Orientation	Adjustable
Rotation (°)	360
Longitudinal tilting (°)	20
Transversal tilting (°)	20
Recessed depth (mm)	91
Spot diameter (mm)	80
Net weight (kg)	0.24
IP internal	20
IP external	54

### Download

[Mounting instructions](#)  PDF

### Photometric Files

[LDT / IES](#)  ZIP

### Technical Drawings

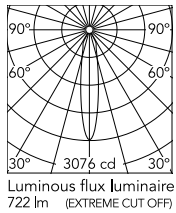
[2D](#)  ZIP

[3D](#)  ZIP

[Bim](#)  ZIP

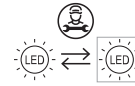


## Schematic light drawing

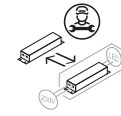


h(m)	E(lx)	D(m)
1	3076	0.33
2	769	0.66
3	342	0.99
4	192	1.32
5	123	1.65

## Ecodesign and Energy Labelling



Replaceable (LED only)  
light source by a  
professional



Replaceable control  
gear by a professional

## Photometric

Lighting type	Direct
Light distribution	Symmetric
CCT (K)	3000
CRI>	90
McAdam steps (SDCM)	3
LED Life / Failure Ratio	L80B50
Beam angle C0-180 (°)	18
Beam angle C90-270 (°)	19
UGR <sub>L</sub>	13

## Electrical

Insulation class	III
Frequency (Hz)	0
Forward voltage (V)	17.8
LED current (mA)	500
Driver	Remote excluded
Dimmable	Yes
Dimming type	Non Dimmable, Dimmable DALI 2, Dimmable 0-10V, Dimmable Casambi, Dimmable 1-10V, Dimmable DALI 1, Mains Cut Dimming
Emergency type	No

## Notes

Diffusing lens included

## Accessories & Power Supply



REQUIRED  
Power supply

Electrical

60.9188

Continuous current power supply of 13-20W, 110\*/240V - 50/60Hz with power current selected through adjustable 200 mA - 13W / 300 mA - 15W / 350 mA - 18W / 400 / 450 / 500 / 550 / 600 / 650 / 700 / 750 / 800 / 850 / 900 mA - 20W. switch. 0/1-10V or push...



REQUIRED  
Power supply

Electrical

60.9207

Continuous current power supply, dimmable Casambi, 220/240V - 50/60Hz, 300mA - 16W / 350mA - 18,5W / 400mA - 21,5W / 450 mA - 24W / 500mA - 27W / 600mA - 32W / 650 mA - 35W / 700 mA - 36W /750 /800 /900 /1000 /1050 /1200 mA - 38W.



REQUIRED  
Power supply

Electrical

60.9411

Continuous current power supply, 1-10V, regulable trailing & leading edge dimming (mains dimming) 220/240V - 50/60Hz, 500mA - 10W.



REQUIRED  
Power supply

Electrical

60.9768

Non dimmable continuous current power supply of 220/240V - 50/60Hz with power current selected through adjustable with DIP-switch 350 mA - 7,3W / 400mA - 8,4W / 450 mA - 9,4W / 500 mA - 10,5W



REQUIRED  
Power supply

Electrical

60.9826

Continuous current power supply of 12-20W, 110/240V - 50/60Hz with power current selected through DIP-switch 350mA - 15W / 500mA - 21W / 600mA - 26W / 700mA - 30W dimmable Dali 1, Dali 2 & PUSH

