

FLOS

F015J22A001 White

Mile Bollard 2 600 Double NEW

Designed by Antonio Citterio

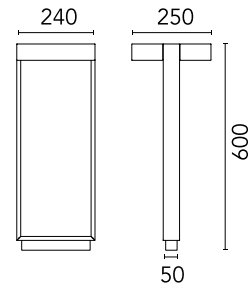


LED - Power LED - 2 x 15.6W - 2 x 2x603lm - 2700K - CRI> 80

LED light source included. Integrated 220-240V ON/OFF electrical power. Equipped with a length of neoprene cable and an IP68 2-way anticondensation H2O stop seal system. The device may be installed on any flooring with anchors. Anchoring plate for installation on flooring laid over concrete sold separately.

Are you a professional and your project needs consulting and support?

[BOOK AN APPOINTMENT](#)



Main specifications

Mounting	Ground
Environments	Outdoor wet location
LED type	Power LED
Lamp category	LED
Number of heads	2
Power (W)	15.6
System flux (lm)	2x603

Physical

Colour	White
Orientation	Fixed
Net weight (kg)	4.1
IP internal	65

Download

[Mounting instructions](#) ZIP

Photometric Files

[LDT / IES](#) ZIP

Technical Drawings

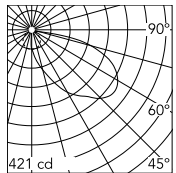
[2D](#) ZIP

[3D](#) ZIP

[Bim](#) ZIP



Schematic light drawing



Beam Angle:	57°		
h(m)	E(lx)	D(m)	
1	187	4.54	
2	47	9.08	
3	21	13.62	
4	12	18.16	
5	7	22.70	

Luminous flux Luminaire
603 lm

Photometric

Lighting type	Direct
Light distribution	Asymmetric
CCT (K)	2700
CRI>	80

Electrical

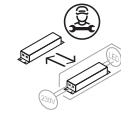
Insulation class	I
Frequency (Hz)	50-60
Main voltage (Vac)	220-240
Driver	Integrated
Dimmable	No
Dimming type	Non Dimmable
Emergency type	No

Ecodesign and Energy Labelling

This product contains a light source of energy efficiency class E



Replaceable (LED only)
light source by a
professional



Replaceable control
gear by a professional

Accessories & Power Supply



OPTIONAL
Accessory

F015Z010000

Base plate with bolt



OPTIONAL
Accessory

F990E00A000

S.P.D. (SURGE PROTECTION
DEVICE)