

BESTLITE BL4 // FLOOR LAMP, EU MODEL

Designed by Robert Dudley Best

PRODUCT



Item no.: 001-0410X
+ style code

DESCRIPTION

Bestlite has been in continuous production since 1930. Robert Dudley Best created Bestlite design. He was highly influenced by the Bauhaus. In the past 80 years, people appreciated the lamps and it decorates many homes, hotels and restaurants worldwide. Loved by architects, designers and design aficionados throughout its 80-year history, today, Bestlite enjoys global iconic status.

VERSION - BESTLITE FLOOR LAMP BL4

Shade and base: Powder coated aluminium
Tube and arm: Chromed steel

RAL codes are indicative.

- Fabric wire - Black:
- Black / White inside // RAL 9004 / RAL 9003 // Gloss level 20 / Gloss level 20
- Fabric wire - Off-White:
- Off-White / White inside // RAL 1015 / RAL 9003 // Gloss level 20 / Gloss level 20
- Fabric wire - White:
- White / White inside // RAL 9003 / RAL 9003 // Gloss level 20 / Gloss level 20

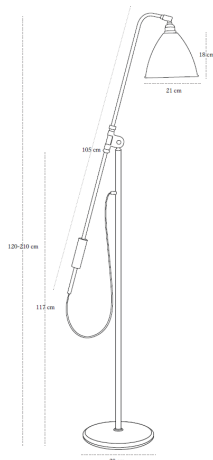
Please contact us for other colours or finishes.

VERSION

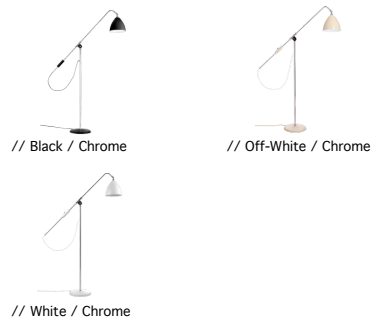
Order item - look for part number in the pricelist.

Series contains the following:

BL3S, BL3M, BL3 Original shade, BL4



COLOURS



FACTS

MEASUREMENT - L X W X H MM

Lamp height: 1200-2100 mm
Lamp stand: Ø280 mm
Shade height: 180 mm
Shade diameter: Ø210 mm
Cord - total length w/sw: App. 4250 mm
Cord - exposed out of lamp: App. 4230 mm

WEIGHT ITEM - LAMP INCL. WIRE
6456 g

PACKAGING TYPE

White cardboard box w/ 5ply corrugated

PACKAGING MEASUREMENT - L X W X H CM

L:33 x W:36 x H:140 cm

WEIGHT PACKAGING - MATERIAL TYPE

- LD EPE foam top: 26 g
- LD EPE foam top: 12 g
- Paper Egg crate top: 362 g
- Paper Egg crate top: 432 g
- Paper Egg crate bottom: 206 g
- Bestlite key: 18 g
- PE polybag: 1 g
- PE polybag: 78,5g
- Cardboard outside: 1836,5 g
- Cardboard top: 130,5 g
- Cardboard bottom: 62 g

WEIGHT PACKAGING - TOTAL

9641 g

NUMBER OF PARCELS

1 pcs.

LIGHT SOURCE:

- Socket: E14 base
- Recommended light source: *All fluorescens light bulbs*
- Recommended wattage: 9 W = (40 WATT incandescent bulbs)
- Max wattage: 13 W

- Recommended light source: *Halogen light bulb*
- Recommended wattage: 9 W = (40 WATT incandescent bulbs)
- Max wattage: 28 W

- All lamps can be fitted with a dimmer.
Please contact your local electrician.

- Lightbulb not included

BESTLITE BL4 // FLOOR LAMP, EU MODEL

Designed by Robert Dudley Best

CLEANING AND MAINTENANCE

Use a soft damp cloth when cleaning your Bestlite lamp. Do not use household cleaners.

ACCESSORIES

Item no.: 001-99058A plug EU

ENVIRONMENT

-

TESTS

-

CERTIFICATION AND LABELS

CE-CERTIFIED

STANDARD

STOCK - BL4: Floor lamp

- Euro plug: Type C, 2 PIN, 2,5 amp
- Euro voltage: 230 V
- Frequency: 50 Hz
- Supply voltage: AC power ~
- Normally Closed IP20



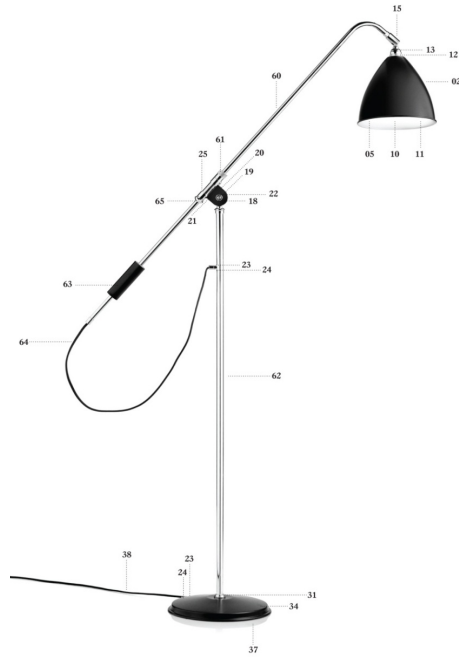
Class II / Double insulated



CE-Mark



Luminaires accepted for mounting on a flammable base



KOMPONENTS

- 02 // Shade Ø210
- 05 // Lamp holder
- 10 // Insulating ring
- 11 // Internal shade ring
- 12 // External shade ring
- 13 // Lamp holder cover
- 15 // Universal joint
- 18 // Bestlite clip
- 19 // Bestlite nut
- 20 // Bestlite bolt
- 21 // Tension spring
- 22 // Fibre washer
- 23 // Cord grip
- 24 // Cord grip cover
- 25 // Acetate
- 31 // Collar
- 34 // Base cover
- 37 // Feltac
- 38 // Textile covered cord
- 60 // Bestlite arm BL4
- 61 // Tension ring BL4
- 62 // Stander BL4
- 63 // Counter weight BL4
- 64 // Cord grip BL4
- 65 // Cable grommet BL4

Item no.: 001-0410X

MATERIAL

Shade and base: Powder coated aluminium
Tube and arm: Chromed steel
Textile covered cord

INSTALLATION INSTRUCTIONS

The Bestlite key:

It's a practical tool that enables you to fasten the lamp arm. Simply use it like a screwdriver in the slot in the Bestlite nut.

It is important for your safety. Read the instructions carefully and use them as a guide for the correct assembly of the lamp. Make sure the installation is safe.



Technical information:

Light source: E14 or E27 incandescent or LED halogen bulb.
Not approved for use with energy saving lamps.
The lamp is not approved for outdoor use or use in damp/wet rooms.

Some advice on cleaning your Bestlite:

Power corded parts - base, bracket and shade:
Wipe the parts with a damp cloth soaked in warm water, once or twice at most.

Chrome plated parts:
Wipe the lamp with a damp cloth and wipe dry by hand with a soft cloth.
If the surface is dirty use a mild glass cleaner suitable for chrome-plated or other soft metals.

Use only soft cloth for wiping and polishing, never sponge or other wool.
Do not use abrasive household cleaners.
Do not use acids or alkaline cleaning solutions, glass cleaner or household ammonia.

BESTLITE - GUBI (Skandinavisk) T.A. DK-2100, Copenhagen, Denmark - www.bestlite.com



Use Bestlite key:

Correct adjustment of your Bestlite.
The lamp should be adjusted so that the lamp is not too close to the wall or too far from the wall. The lamp should be adjusted so that the lamp is not too close to the wall or too far from the wall. The lamp should be adjusted so that the lamp is not too close to the wall or too far from the wall.

Use the Bestlite key to adjust the lamp arm. Simply use it like a screwdriver in the slot in the Bestlite nut.

BESTLITE SINCE 1930

