

## BESTLITE BL6 // WALL LAMP, CORD WITH SWITCH, EU MODEL

Designed by Robert Dudley Best

### PRODUCT



Item no.: 001-0610X  
+ style code

### DESCRIPTION

Bestlite has been in continuous production since 1930. Robert Dudley Best created Bestlite design. He was highly influenced by the Bauhaus. In the past 80 years, people appreciated the lamps and it decorates many homes, hotels and restaurants worldwide. Loved by architects, designers and design aficionados throughout its 80-year history, today, Bestlite enjoys global iconic status.

### VERSION - BESTLITE WALL LAMP BL6

Shade and base: Black, White or Off-White  
Tube and arm: Chrome

RAL codes are indicative.

- Fabric wire - Black:
- Black / White inside // RAL 9004 / RAL 9003 // Gloss level 20 / Gloss level 20
- Fabric wire - Off-White:
- Off-White / White inside // RAL 1015 / RAL 9003 // Gloss level 20 / Gloss level 20
- Fabric wire - White:
- White / White inside // RAL 9003 / RAL 9003 // Gloss level 20 / Gloss level 20

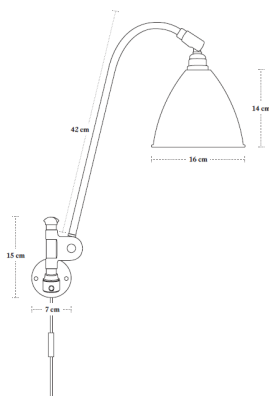
Please contact us for other colours or finishes.

### VERSION

Order item - look for part number in the pricelist.

Series contains the following:

**BL5, BL6, BL7, BL10**



### COLOURS



### FACTS

#### MEASUREMENT - L X W X H MM

Lamp height: 150+420 mm  
Tube length: 150 mm  
Shade height: 140 mm  
Shade diameter: Ø160 mm  
Cord - total length w/sw: App. 2400 mm  
Cord - exposed out of lamp: App. 2000 mm

#### WEIGHT ITEM - LAMP INCL. WIRE

1024 g

#### PACKAGING TYPE

White cardboard box w/ 5ply corrugated

#### PACKAGING MEASUREMENT - L X W X H CM

L:22 x W:61 x H:26 cm

#### WEIGHT PACKAGING - MATERIAL TYPE

- Paper Egg crate: 834,5 g
- PE polybag: 60 g
- Bestlite key: 18 g
- PE polybag: 1 g
- Cardboard inside: 98,5 g
- Cardboard outside: 768 g

#### WEIGHT PACKAGING - TOTAL

2802 g

#### NUMBER OF PARCELS

1 pcs.

#### LIGHT SOURCE

- Socket: E14 base
- Recommended light source: *All fluorescens light bulbs*
- Recommended wattage: 9 W = (40 WATT incandescent bulbs)
- Max wattage: 13 W
- Recommended light source: *Halogen light bulb*
- Recommended wattage: 28 W = (40 WATT incandescent bulbs)
- Max wattage: 28 W

- All lamps can be fitted with a dimmer.  
Please contact your local electrician.

- Lightbulb not included

## BESTLITE BL6 // WALL LAMP, CORD WITH SWITCH, EU MODEL

Designed by Robert Dudley Best

### CLEANING AND MAINTENANCE

Use a soft damp cloth when cleaning your Bestlite lamp. Do not use household cleaners.

### ACCESSORIES

Item no.: 001-99058A plug EU

### ENVIRONMENT

-

### TESTS

-

### CERTIFICATION AND LABELS

CE-CERTIFIED

STANDARD - (\* = Standard for each country/region)

STOCK - BL6\*

Cord with switch. 2 pin plug

- Euro plug: Type C, 2 PIN, 2,5 amp

- Euro voltage: 230 V

- Frequency: 50 Hz

- Supply voltage: AC power ~

- Normally Closed IP20



Class II / Double insulated



CE-Mark



Luminaires accepted for mounting on a flammable base

### KOMPONENTS

Item no.: 001-0610X

01 // Shade Ø16 cm.

05 // E14 lamp holder

10 // Insulating ring

11 // Internal shade ring

12 // External shade ring

13 // Lamper holder cover

15 // Universal joint

16 // Bestlite arm

18 // Bestlite clip

19 // Bestlite nut

20 // Bestlite bolt

21 // Tension spring

22 // Fibre washer

23 // Cord grip

24 // Cord grip cover

25 // Acetate

26 // Top knob

30 // Tube

38 // Textile covered cord

40 // Switch

45 // Wall bracket

49 // Screw 9x19 mm

51 // Mounting plate Ø7 cm

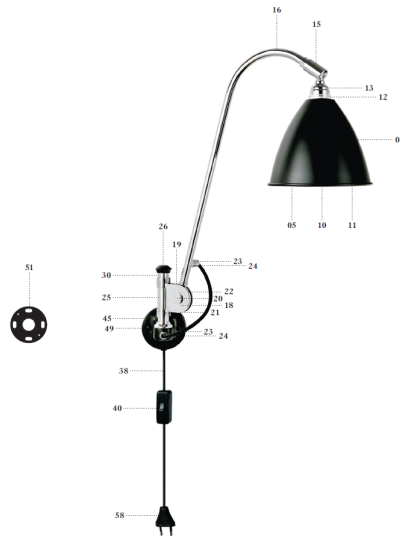
58 // Plug

### MATERIAL

Shade and base: Powder coated aluminium

Tube and arm: Chromed steel

Textile covered cord

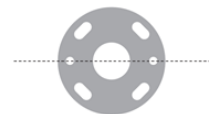


### INSTALLATION INSTRUCTIONS

The Bestlite key:

It's a practical tool that enables you to fasten the lamp arm. Simply use it like a screwdriver in the slot in the Bestlite nut.

It's important for you to use the Bestlite key correctly and use it directly on your wall for accurate placing of the lamp. Make sure the wall is strong enough.



#### Technical information:

Light intensity: 1000 lm (E14) maximum or 4000 lm (E27) maximum. Not possible if using a dimmer.

Power: 250W max. (E14) maximum or 400W max. (E27) maximum. Not possible if using a dimmer.

#### Some advice on cleaning your Bestlite:

Powder coated parts: Powder coated parts should be cleaned with a soft cloth and a mild detergent. Wipe the parts with a damp cloth instead of water and a bit of mild detergent.

#### Chrome plated parts:

Wipe the parts with a damp cloth and avoid using any harsh cleaning products. If the surface is dirty use a neutral pH cleaning product. Do not use abrasive cleaning products.

Do not use abrasive cleaning products, glass cleaner or household cleaners.

Do not use acids or alkaline cleaning products, glass cleaner or household cleaners.

BESTLITE - GUBI (Bakkevej) 7-8, DK-2100, Copenhagen, Denmark - www.bestlite.com



**BESTLITE**  
DESIGNED BY ROBERT DUDLEY BEST

