

PIN

Design by Ichiro Iwasaki.

VIBIA
LIGHT IS CREATION

Reference

1690.

Application

Wall Lamps

Installation type

Surface

Description

Wall lamp. Design by Ichiro Iwasaki. Wall light which provides passageways with ambient illumination via indirect light. Available in white, black, cream and green matt finishes.

Diffuser

Polycarbonate diffuser

Materials

Head: Aluminium

Base: Zamak

Diffuser: Polycarbonate

Rods: Steel

Finish



1690-04 Matt black lacquer (NCS 9000N)



1690-58 Matt cream lacquer (NCS S 2005-Y20R)

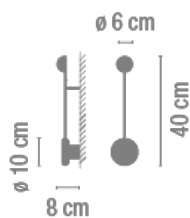


1690-62 Matt green lacquer (NCS S 3010-G20Y)



1690-93 Matt white lacquer (NCS S 0502-Y)

Sketch



Electrical characteristics

1 x LED 4,5W 350mA

Total 4.5 W



Led 2700K CRI >80 450 lm 109 lm/W

Fixture: 0 lm/W

Driver included: CC - Constant Current 350 mA 100-240V 50/60Hz

Electronic dimming NO DIM

Physical characteristics

1 Box / 0.15 x 0.36 x 0.47 m. / Vol. 0.0245 m³ /

Gross weight 1.5 kg. / Net weight 0.8 kg.

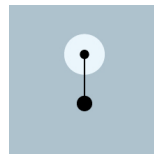
Installation and assembly

Please, see the installation manual

Light distribution

Indirect lighting

Lamp that emits an upward or backward beam that is reflected by the ceiling or wall.



Photometric data

Efficiency : 46.31%

Coordinate system : CG

Total flux : 449.94

Maximum value : 193.70

Light position : C=75.00 G=5.00

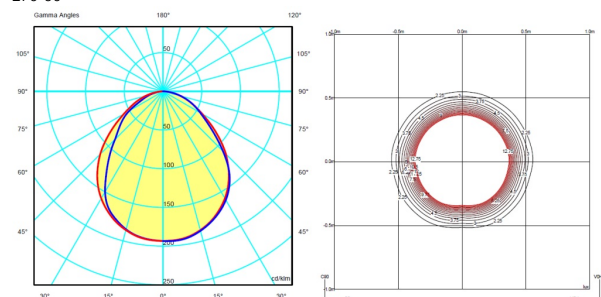
Symmetry on the planes : Symmetrical planes

270-90

Isolux : Floor

Light position :

X=0.00m Y=0.00m Z=0.08m



Certificates



